



## Acme Sanitary Ware Co Ltd


Acme Building, 22-28 Nanking Street, Kowloon, Hong Kong  
 Tel: 2388 7171 Fax: 2710 8012  
 E-mail: acme@acmesanitary.com.hk  
 Website: www.acmesanitaryware.com.hk

PROJECT		REF		REV	ITEM CODE	
LOCATION		DATE			PAGE	

## SANITARY WARE SPECIFICATION SHEET

Item Descriptions	Mediclinics "Machflow®" (Spain) Steel wall-mounted automatic hand dryer in white epoxy finish	<div>Illustration/ Drawing</div> <div></div> <div><table><tr><th colspan="2">Technical Specifications</th></tr><tr><td>Voltage</td><td>220- 240 V</td></tr><tr><td>Frequency</td><td>50/60 Hz</td></tr><tr><td>Electrical Isolation</td><td>Clase I</td></tr><tr><td>Total power</td><td>420 – 1,500 W</td></tr><tr><td>Consumption</td><td>3.2 – 6.4 A</td></tr><tr><td>Standby consumption</td><td>0.3 W</td></tr><tr><td>Motor power</td><td>420 – 1,100 W</td></tr><tr><td>Rpm</td><td>19,000 – 30,000</td></tr><tr><td>Heating element power</td><td>400 W (interruptor "ON/OFF")</td></tr><tr><td>Dimensions</td><td>330x213x170 mm</td></tr><tr><td>Weight</td><td>5.1 Kg</td></tr><tr><td>Cover thickness</td><td>1.5 mm</td></tr><tr><td>Drying time</td><td>10-15"</td></tr><tr><td>Effective airflow</td><td>115-180 m3/h –1,917-3,000 L/min</td></tr><tr><td>Air velocity</td><td>191 – 325 Km/h</td></tr><tr><td>Air temperature (10 cm distance/21°C)</td><td>45 °C</td></tr><tr><td>Sound pressure <sup>(*)</sup> (at 2m)</td><td>67-74 dBA</td></tr><tr><td>Protection rating</td><td>IP23</td></tr></table><div>(*) According to UNE EN ISO 11201:2010 V2 standard</div></div>	Technical Specifications		Voltage	220- 240 V	Frequency	50/60 Hz	Electrical Isolation	Clase I	Total power	420 – 1,500 W	Consumption	3.2 – 6.4 A	Standby consumption	0.3 W	Motor power	420 – 1,100 W	Rpm	19,000 – 30,000	Heating element power	400 W (interruptor "ON/OFF")	Dimensions	330x213x170 mm	Weight	5.1 Kg	Cover thickness	1.5 mm	Drying time	10-15"	Effective airflow	115-180 m3/h –1,917-3,000 L/min	Air velocity	191 – 325 Km/h	Air temperature (10 cm distance/21°C)	45 °C	Sound pressure <sup>(*)</sup> (at 2m)	67-74 dBA	Protection rating	IP23
Technical Specifications																																								
Voltage	220- 240 V																																							
Frequency	50/60 Hz																																							
Electrical Isolation	Clase I																																							
Total power	420 – 1,500 W																																							
Consumption	3.2 – 6.4 A																																							
Standby consumption	0.3 W																																							
Motor power	420 – 1,100 W																																							
Rpm	19,000 – 30,000																																							
Heating element power	400 W (interruptor "ON/OFF")																																							
Dimensions	330x213x170 mm																																							
Weight	5.1 Kg																																							
Cover thickness	1.5 mm																																							
Drying time	10-15"																																							
Effective airflow	115-180 m3/h –1,917-3,000 L/min																																							
Air velocity	191 – 325 Km/h																																							
Air temperature (10 cm distance/21°C)	45 °C																																							
Sound pressure <sup>(*)</sup> (at 2m)	67-74 dBA																																							
Protection rating	IP23																																							
Dimensions	L213 x W170 x H330 mm																																							
Model	M09A																																							
Material/ Finish	Steel / White Epoxy Finish																																							
Manufacturer	Mediclinics, S.A. (Spain)																																							
Supplier	Acme Sanitary Ware Co. Ltd Mr. Eric Wong/ Mr. Don Yuen																																							
Contact Tel/Fax	(852) 2388-7171 / (852) 2710-8012																																							
E-mail	acme@acmesanitary.com.hk																																							
Website	www.acmesanitary.com.hk																																							

<div>General description</div> <div><ul style="list-style-type: none"><li>· Sensor operated Machflow Plus hand dryer, available in steel, white or black finish and in AISI 304 stainless steel, bright or satin finish.</li><li>· With a compact and very robust design, this hand dryer is energetically very efficient and sustainable, providing great energy savings and ultra-fast hand drying. Strongly recommended for high traffic places.</li><li>· It has an adjustable power motor that regulates energy consumption (between 420 and 1,500W) and provides a maximum air output speed of 325 km/h that dries your hands between 10 and 15 seconds.</li><li>· Optionally, it is also possible to incorporate a quick assembly / disassembly kit for the machine ("Plug-in" kit code KTP009) that allows you to install and uninstall the hand dryer easily, quickly and safely, making maintenance much more efficient and reducing your costs at the same time.</li><li>· New air concentrator nozzle which helps to channel better the airflow on the hands. Instead of blowing air all over the hands, it focuses the airflow for a more targeted drying. The narrower opening of the concentrator gives the airflow greater pressure on exit, boosting its speed and thus, making the hand drying process much more efficient.</li><li>· It has an odor neutralizer, code RCPOM14 that aromatizes and deodorizes the environment thanks to its soft fragrance (optional).</li><li>· Machflow Plus is equipped with an automatic safety disconnection system that switches it off automatically after 60 seconds of continuous use.</li><li>· It is supplied as standard with all the elements to fix it to a brick wall.</li></ul></div>	<div><div>M09A White epoxy finish</div></div> <div><div>M09AB Matte black epoxy finish</div></div> <div><div>M09AC Bright finish</div></div> <div><div>M09ACS Satin finish</div></div>
---	--

Note:  <https://youtu.be/qDUU0ues3DE>



\* All information of the above is for the reference only. No prior notice is made if any changes.

Source: Mediclinics.



# SANITARY WARE SPECIFICATION SHEET

- **COVER:** made of steel (M09A...and M09AB...) or AISI 304 stainless steel (M09AC...and M09ACS...) of 1.5 mm thickness, in one piece without welding.
- **BASE PLATE:** made with PA6V0 fire resistant plastic. It incorporates 4 silent-blocks to cushion mechanical vibrations.
- **INTERIOR SET:** made of PA6V0 fire resistant plastic.
- **MOTOR:** vacuum universal brush motor, F class. Speed may be adjusted manually between 19.000 and 30.000 rpm by means of a potentiometer.
- **HEATING ELEMENT:** minimum waved wire NiCr heating element of 400W, mounted on a mica frame that incorporates a self-resetable thermal cut-off which disconnectsthe whole appliance. The heating element can be disconnected by means of a ON/OFF switch.
- **HANDS DETECTION SYSTEM:** fully adjustable IR electronic detection sensor by means of a potentiometer. Detection distance can be adjusted between 5and 25 cm. It has an automatic disconnection system after 60 "of continuous use.
- **ODOR NEUTRALIZER:** aromatizes and deodorizes the environment through its soft fragrance (optional).

Place the hands under the air outflow valve. The dryer will start automatically, and go on with no interruption as long as the hands are kept in the detection range of the sensor. The appliance will stop 2 seconds after the hands are removed from the airflow or 60 seconds after continuous working.

150 mm

660 mm

166 mm

8 mm

250 mm \* 250 mm \* 250 mm

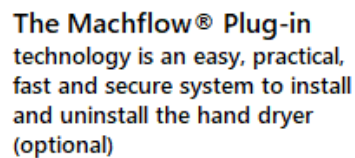
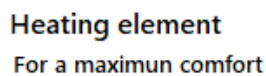
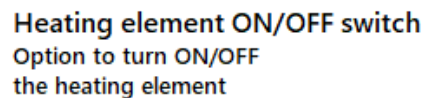
22 mm

H = Distance from floor

120 cm 115 cm 95 cm 100 cm

6 mm

Floor



**Maintenance videos**  **YouTube**

**Heating element replacement :** <https://youtu.be/Lu3kCLsYExE>

CE     EAC  ISO 9001 



## Acme Sanitary Ware Co Ltd

Acme Building, 22-28 Nanking Street, Kowloon, Hong Kong

Tel: 2388 7171 Fax: 2710 8012

E-mail: acme@acmesanitary.com.hk

Website: www.acmesanitaryware.com.hk

PROJECT		REF		REV	ITEM CODE	
LOCATION		DATE			PAGE	

# SANITARY WARE SPECIFICATION SHEET

## PLUG-IN SYSTEM

The Machflow® Plug-in technology is an easy, practical, fast and secure system to install and uninstall a hand dryer, making maintenance much more efficient and reducing at the same time its costs.

With the Machflow® Plug-in technology a hand dryer can be installed in a few steps and it can be replaced in less than 10 seconds thanks to its SMED (Single-Minute Exchange of Die) system. Furthermore its maintenance can be carried out better at the maintenance workshop and it is totally secure against electric shocks. All of these benefits allow you to reduce the

This fast install/uninstall technology to the wall is **optional** and it is carried out by means of a special kit code: KTP009.

Installation of the dryer with this system is as follows



The Plug in Kit is compatible with the Machflow hand dryer and the Machflow handdryer

Unscrew the cover screws (x2)

Remove the cover by a rotating movement

**ATTENTION:** To prevent electrical shock, disconnect the power source before installing the Plug in kit

Disconnect the wires and remove the power strip

Unscrew the wall mount screws (x4)

Remove the silent blocks from the back of the unit (x4)

Route the wires through the holes to the back of the unit as shown on the picture

At the back of the unit, connect the wires to the fast connector following the engraved letters (N, L and Earth)

Fix the fast connector to the back of the unit using 2 screws

Close the dryer cover

Screw the cover fixing screws (x2)  
Your dryer is now ready to be used on a Plug-in base

Same wall holes may be used for the Plug-in installation

Route the wires through the Plug-in base as shown on the picture

Screw the Plug-in base to the wall (x4)

Connect the wires to the fast connector following the engraved

Fix the fast connector to the Plug-in base using 2 screws

Close the security cover  
Your Plug-in base is now ready to be used with a Plug-in dryer

Mount the dryer over the Plug-in base with a from top to down movement

Screw the safety screw  
Your dryer is ready to be used

Note: <https://youtu.be/qDUU0ues3DE>



\* All information of the above is for the reference only. No prior notice is made if any changes.

Source: Mediclinics,





# Acme Sanitary Ware Co Ltd

Acme Building, 22-28 Nanking Street, Kowloon, Hong Kong










Tel: 2388 7171 Fax: 2710 8012

E-mail: acme@acmesanitary.com.hk

Website: www.acmesanitaryware.com.hk

## HAND DRYERS

Table

	MODEL	OPERATION		DIMENSIONS (mm)	Ionizer	HEPA filter media	Drain Pipe	ADJUSTABLE POWER	MOTOR			TRAFFIC FREQUENCY					
		manual	sensor						induction	brush	brushless	HIGH	MEDIUM	LOW			
	dualflowplus												dualflowplus				
	M24A		●	L320xD228xH665	●	●	●				●	●					
	M24AB		●		●	●	●				●	●					
	M24ACS		●		●	●	●				●	●					
	M14A		●		●	●	●	●		●		●					
	M14AB		●		●	●	●	●		●		●					
	M14ACS		●		●	●	●	●		●		●					
	machiflowplus / machiflow												machiflowplus / machiflow				
	M19A		●	L213xD170xH330	●	●		●			●	●					
	M19AB		●		●	●				●	●						
	M19AC		●		●	●				●	●						
	M19ACS		●		●	●				●	●						
	M09A		●		●	●				●		●					
	M09AB		●		●	●				●		●					
	M09AC		●		●	●				●		●					
	M09ACS		●		●	●				●		●					
	speedflowplus / speedflow												speedflowplus / speedflow				
	M17A		●	L290xD100xH270 (INSIDE CABINET)	●	●		●		●		●					
	M17AB		●		●	●				●		●					
	M17AC		●		●	●				●		●					
	M17ACS		●		●	●				●		●					
	M17AF		●		●	●				●		●					
	M06A		●					●		●		●					
	M06AB		●					●		●		●					
	M06AC		●					●		●		●					
	M06ACS		●					●		●		●					
	M06AF		●					●		●		●					
		saniflow												saniflow			
		E05	●			L276xD214xH245						●		●			
E05B		●								●		●					
E05C		●								●		●					
E05CS		●		L282xD215xH255						●		●					
E85		●								●		●					
E88		●		L278xD212xH248						●		●					
E88B		●								●		●					
E88C		●								●		●					
E88CS		●								●		●					
E88O		●								●		●					
		E05A		●	L276xD214xH245	●					●		●				
		E05AB		●		●					●		●				
		E05AC		●		●					●		●				
	E05ACS		●	L282xD215xH255	●					●		●					
	E85A		●		●					●		●					
	E88A		●		●					●		●					
	E88AB		●		●					●		●					
	E88AC		●	L278xD212xH248	●					●		●					
	E88ACS		●		●					●		●					
E88AO		●	●						●		●						
	mediflow												mediflow				
	M02A		●	L275xD164xH325	●					●			●				
	M02AB		●		●					●			●				
	M02AC		●		●					●			●				
	M02ACS		●		●					●			●				
	M03A		●		●					●			●				
	M03AB		●		●					●			●				
	M03AC		●		●					●			●				
	M03ACS		●		●					●			●				
	optima												optima				
	M99A		●	L260xD150xH302	●				●				●				
	M99AC		●		●				●				●				
	M99ACS		●		●				●				●				
	juniorplus												juniorplus				
	M88APLUS		●	L253xD150xH303	●				●				●				
	M88PLUS	●		L253xD153xH303					●				●				
	smartflow												smartflow				
	M04A		●	L147xD138xH259	●					●				●			
	M04AC		●		●					●				●			
	M04ACS		●		●					●				●			

● Optional